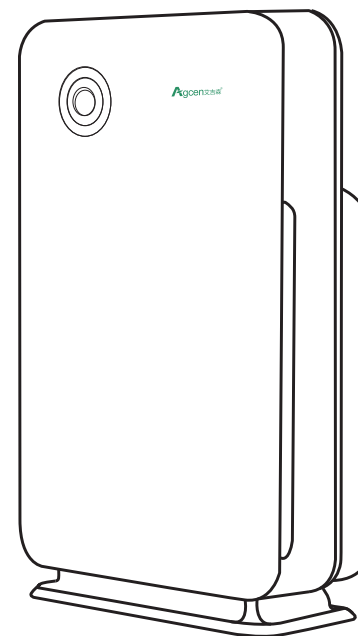


Agcen Environmental Protection Technology Co.,Ltd.

Add:No.2 Lanjing North Rd, Pingshan District Shenzhen, China
Tel:400-684-0002 Web : [Http://www.agcen.com](http://www.agcen.com)

Agcen 艾吉森®



Air Purifier

KJ180F-A3

User Manual

Agcen brings you more pure air.

P09

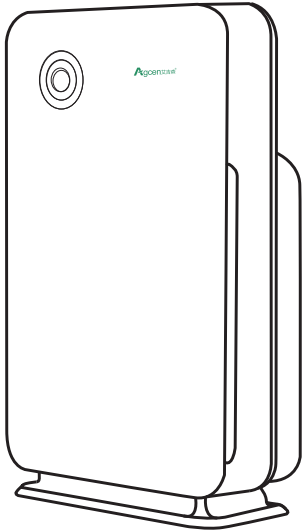
Troubleshooting

Upon completing the inspection,contact dealer services if still not able to solve the problem.

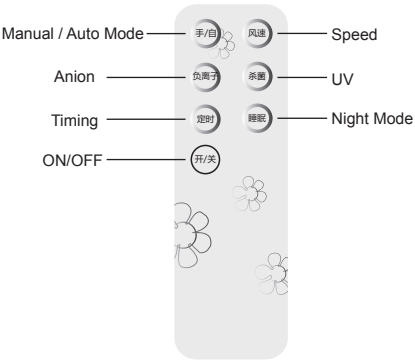
Abnormal	Checking
Not working	Check if the power cord connected well with power socket. Re-connect it well. Check if the front panel closed well. Close it well. Check if the machine placed flatly.Place it flatly.
The air quality indicator is always red in color	Sensor may be influenced by water vapor,fumes,sprays, test the machine in another clean environment.
Abnormal smells	Check if filter out of effect or absorb pollutants for releasing smells. →Check HEPA filter,and bath in the sun,if not effective, replace for new filters.
The pollutants not removal and running noise louder.	Check if the HEPA filter out of effect? →Clean HEPA filter with vacuum,if not effective,then replace for new HEPA filter
Air door polluted,but machine not working	The machine may be placed improperly.Change the way it being placed or choose manually mode,and turn the "SPEED"to high speed.

Machine and Spare parts


P02



Main body



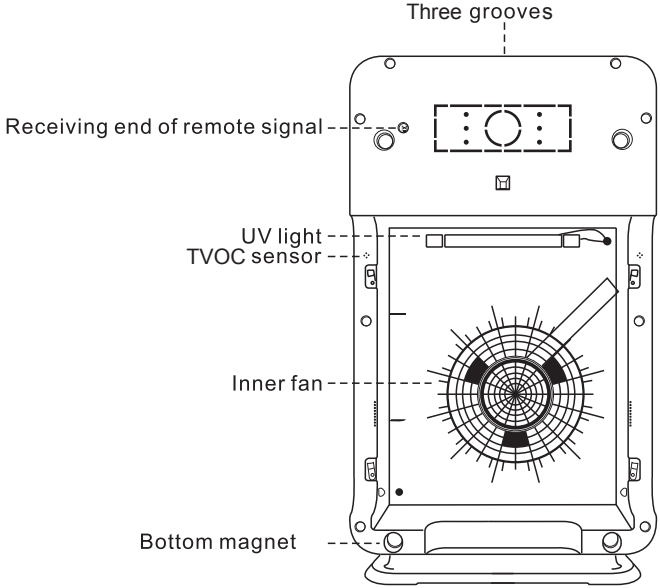
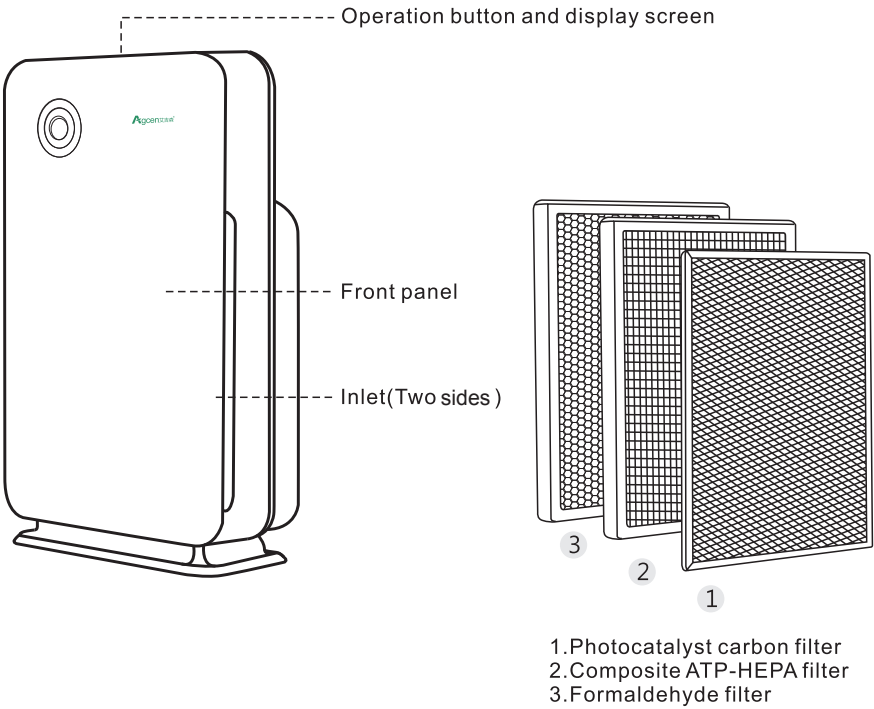
Remote control



1 set of filters
(Images only for reference, please in kind prevail)



User manual

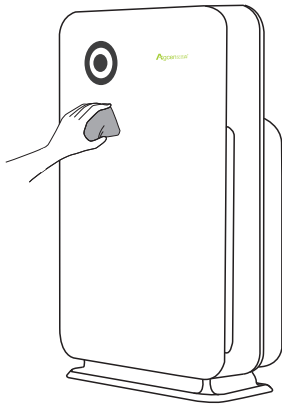


Maintain filter
Please power off the machine, stay 3 mins until machine stop running totally then take the front panel out to operate.

For optional performances of air purifiers,it's suggested to clean them regularly.

Photocatalyst & carbon composite filter	About 1-2 months	Clean with blower or cleaner
ATP-HEPA filter	About 1-2 months	Use cleaner,change per 6 months
Formaldehyde filter	About 1-2 months	Bath in the sun for 1-3 hours, change per 6 months

Wipe machine
Use a soft cloth which is soaked with warm water (wring out it) to wipe. Please do not use with volatile liquid and detergent like benzene, paint thinner, polishing powder, detergent to avoid destroying the machine.



Filter change
With different using environment of different pollutants, the using time may be different. They can be replaced according to the running sounds or smells changing. For new filters, go to local dealers please.

Photocatalyst carbon filter

Photocatalyst carbon filter can be catalytic and effect for long time at room temperature. Under room temperature, lots of noxious gas breaks up into odorless gas. It is adsorbing and resolving. Highly effective to clear up the noxious gas including formaldehyde,benzene, xylene emitting from furniture, wallpaper, artificial panel, fiber materials.

activated carbon filter

It is made of carbon fiber from plant with catalytic treatment, woking with photocatalyst filter can absorb the noxious gas like formaldehyde,benzene,xylene,TVOC from air in highly effective.

Composite ATP-HEPA filter

ATP-HEPA filter is made from organic fiber and with antibacterial cotton layer.Its particles capture ability is great.It has tiny aperture,large adsorption capacity,high purification efficiency, water-absorbing.It decides that filter the fine particular such as pollen,dust mite,raise dust, textile fibers well , to the maximum to avoid secondary pollution.

Formaldehyde filter

Formaldehyde filter is good at absorbing formaldehyde.With the characteristic of direct filtration, easy technology&installation,well breathability,uniform accuracy, non-leakage,good regenerability, rapid birth rate,high efficiency,long shelf life.The adsorption efficiency can reach to more than 90%.

Ultraviolet sterilizing filter layer

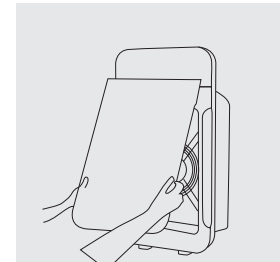
UV light can destroy the molecular structure of microbial molecular structure and kill variety of bacteria, to achieve ideal effects in sterilization.

Negative ion

The negative anion functions well at removing bacteria and dust, known as "the vitamin in the air" by Medical community. The generator can release 10 million negative anions per second, which helps promote metabolism and improve human body's immunity.

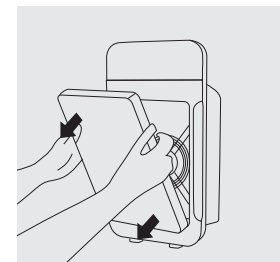
Notice:

Please power off the machine before installing filters. Please identify the front and back side of the filter to avoid wrong installation.



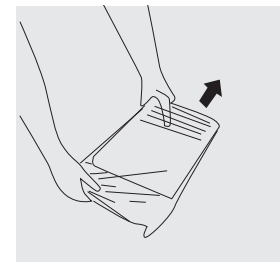
1.Take the front panel out

Set the machine upright,hold the bottom side of front panel, pull it out lightly. When it separates from machine body,pull it up. Then you can take the front panel out.



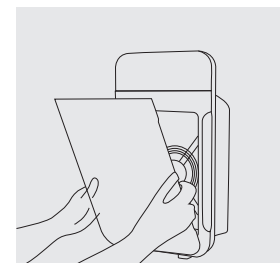
2.Take the filters out

Take out the Photocatalyst & carbon composite filter, ATP-HEPA filter and formaldehyde filter in sequence. Unpack the filter bag, install filters into machine in sequence, press frame slightly to guarantee place stably.



3. Close front panel

Hold the front pane aim to three grooves,then release the panel, let the panel meet bottom magnets. Power on machine when make sure installing well.



Machine&Spare parts	2
Product Introduction	3
Guidance for installing filter	4
Operation instruction	5
Product details	6
Purification principle	7
Maintenance	8
Trouble shooting	9