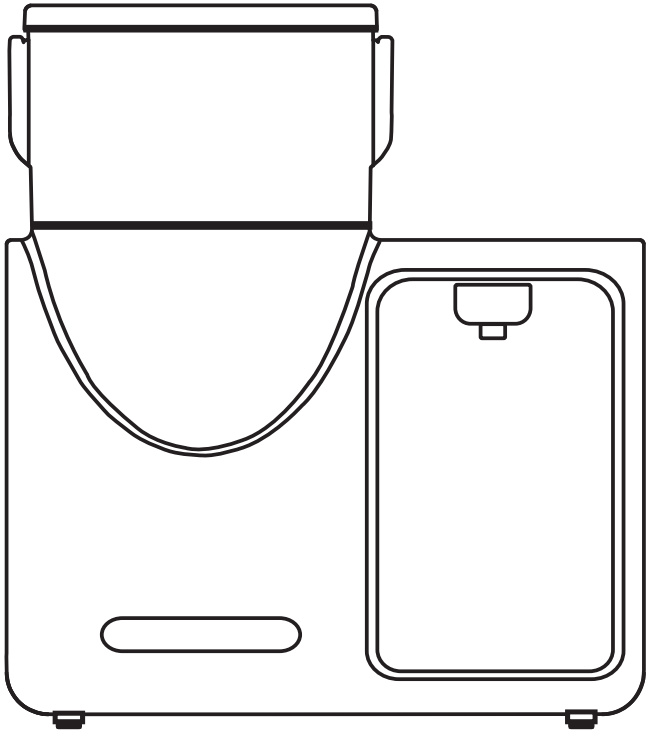

Product Manual

INSTANT HEATING
WATER FILTRATION DISPENSER

• SPECIFICATIONS

Product Name	Instant Heating Water Filtration Dispenser
Model No.	HC-50A
Filter	2 Filters: Mineral Filter +Descaling Filter. NSF Certified
Max Temp.	95℃
Purified Water Flow Rate	150mL/min
Nominal Voltage	220V
Rated Frequency	50Hz
Rated Power	2200W
Total Water Capacity	5L
Material	ABS
Product N.W.	3.8 KG
Standby Consumption	0.013KWH /24h
Recommended Water Source	Municipal Water
Temp. Mode	Cool, Hot, Coffee, Green Tea, Health Maintenance, Milk Formula
Contaminations to be filtered	Silt, Pesticide Residue, Particulates, Incrustation Scale, Heavy Metal, Residual Chlorine, Peculiar Taste
Certificates	CQC, CE, FCC, RoHS
Product Size	360*310*410 mm

• DISPLAY

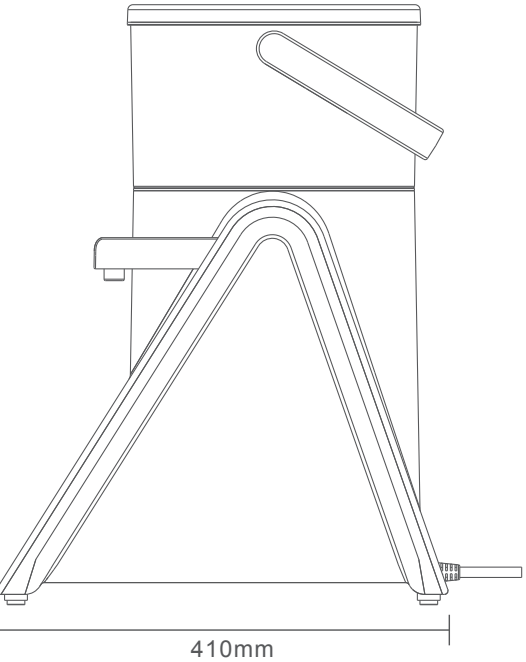

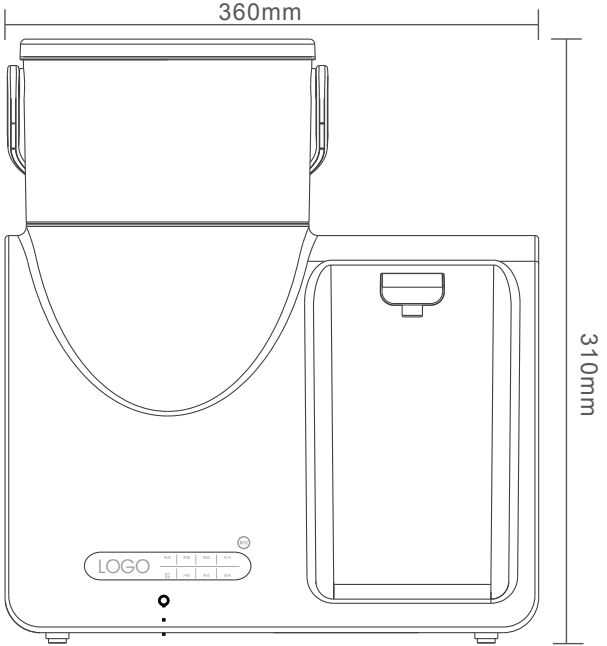

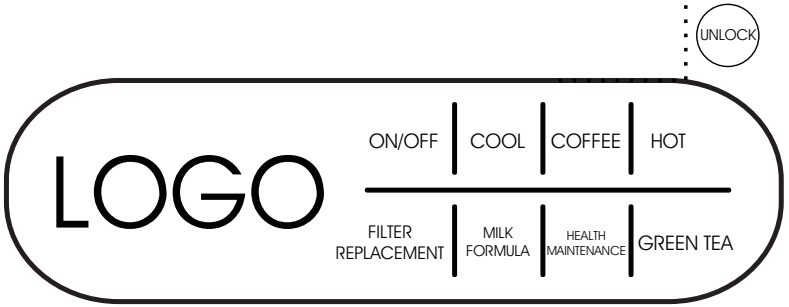

• FEATURES

1. Water purification and heating 2 in 1

4. Child lock

⚠ Remark: Please use municipal water.

*NSF is an American product testing, inspection
certifies, trains and consults for the food, water,

2. Multiple Temp. Modes

3.Instant heating

5. Filter replacement indicator

6. NSF-certified Filter

n and certification organization, independently tests, audits,
health science, sustainability and consumer product sectors.

- INSTRUCTIONS

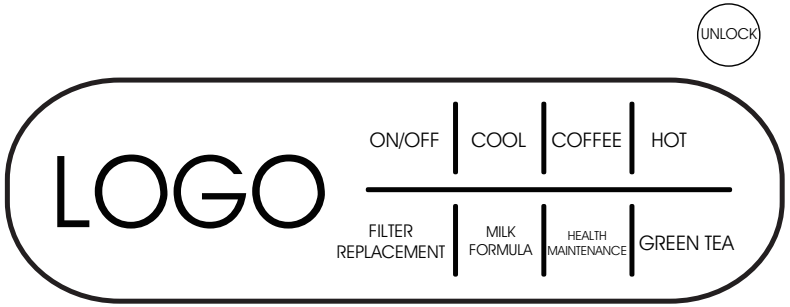

A Press the “COOL” to get the cool water, press again to stop dispensing water.

B Press “UNLOCK” for 2s then press “HOT” to get the hot water, press again to stop dispensing water.(workable to “COFFEE”,“MILK”,“HEALTH MAINTENANCE” and “GR

C When the product is power on, the ring light around the reservoir turns blue. Once filter need replacing, the light turns red.

D When filter replacement is finished, long press “FILTER REPLACEMENT” button to reset. The light turns blue.

REEN TEA”)

• FILTER REPLACEMENT

1. Empty the water in product
2. Open the reservoir cover
3. Take out the reservoirs
4. Take out the municipal water reservoir, screw off the filter anticlockwise
5. Screw on the new filter clockwise
6. Flush the new filter with tap water repeatedly for 3 mins, to clean up the inside carbon chippings
7. Put reservoirs back to main body, long press “FILTER REPLACEMENT” for 5s to reset until ring light turns blue
8. Dispense purified water until it’s clean
9. Good to use

⚠ Filter need repleacing when

❶ water dispensing becomes very slow
❷ water taste become abnormal
❸ have worked over 3 months

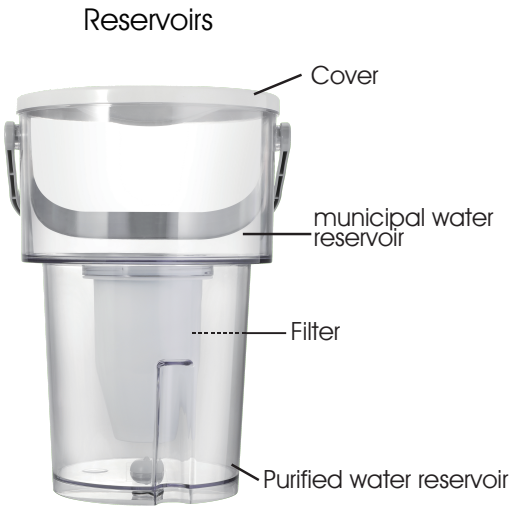

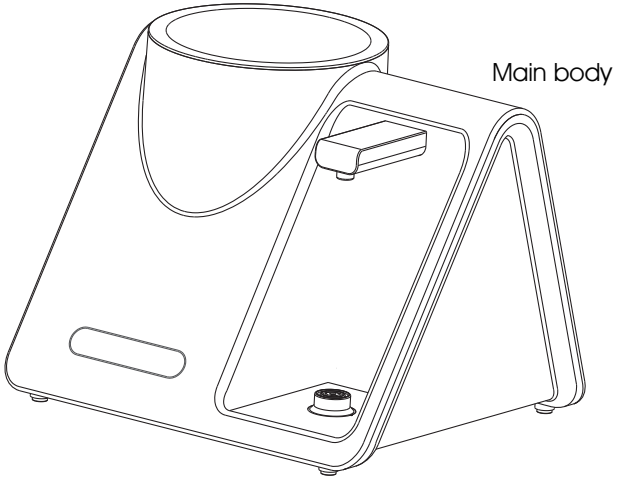

• WARNINGS

1. Water at 10-30℃ in reservoir recommended

2. Water purifiying only
Not available to other liquids

3. Drinking up purified water within 48h recommended

4. Use original filter

5. Keep away from the heat sources.

1. Please replace filter periodically to continuously enjoy good water.
2. Please operate this product in line with the instructions listed on manual.
3. Please assist and guide the elders and children to use this product, keep them from assist.
4. Do not clean the housing with chemical solvent or strong acid/base cleaning agent.
5. No heavy stuffs on this product.
6. Do the filter replacement or maintanance when the power is cut off.
7. Check up the power cord periodically. If there is surface damage or deterioration, stop using and unload it. Contact us to replace it.
8. Do not repair or replace any parts or components by yourself.
9. Please connect to independent power supply due to high rated power.
10. Do not overload power strips and extension cords. Overloading can result in fire or electric shock.
11. Keep the product away from dust, humidity, rain, heat source and direct sunlight.
12. Keep away from fire source during the course of transportation. Be careful when carrying. Keep from rain, do not overexposure to the sun, put reversely and heavy pressing.

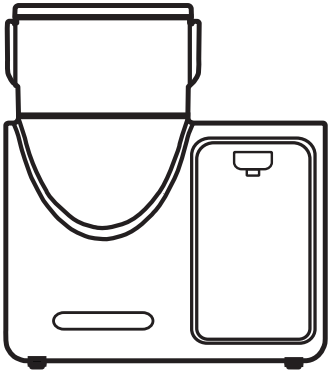

Shenzhen Agcen Environmental Protection Technology Co., Ltd.

Address: 3/F, BLDG. No.2, Fuxingda IND Park, No. 2 North Lanjing RD.,
Pingshan New District, SZ, Guangdong, China 518114
Tel: 0086-0755-2831 2131
http://en.agcen.com